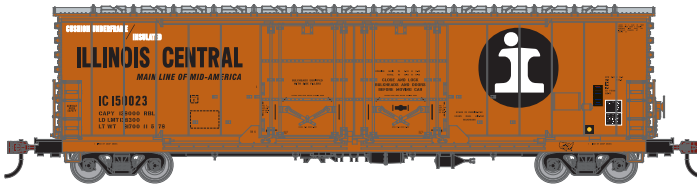




50ft Evans Double Door Box Car

HO

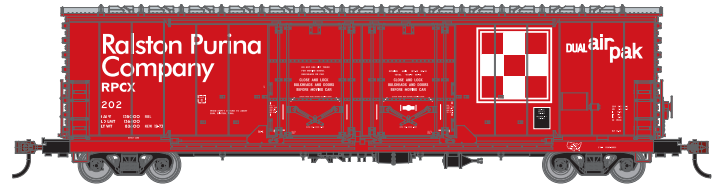
Illinois Central



Era: 1971+

ATH-1841	IC #150023
ATH-1842	IC #150027
ATH-1843	IC #150032

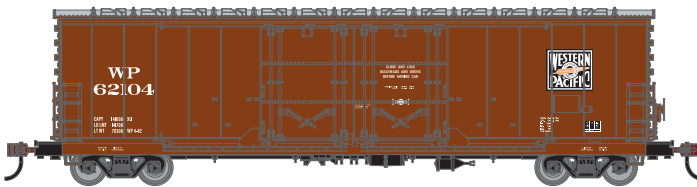
Ralston Purina



Era: 1973+

ATH-1844	RPCX #202
ATH-1845	RPCX #204
ATH-1846	RPCX #207

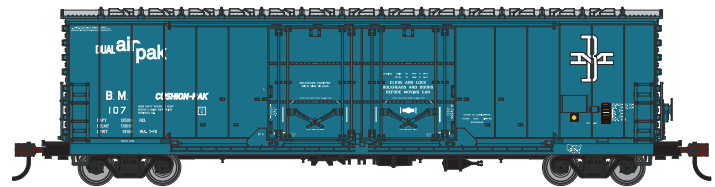
Western Pacific



Era: 1977+

ATH-1847	WP #62104
ATH-1848	WP #62147
ATH-1849	WP #62203


Boston & Maine



Era: 1969+

ATH-1850	BM #107
ATH-1851	BM #109
ATH-1852	BM #113

Weyerhaeuser



Era: 1970+

ATH-1853	USLX #13063
ATH-1854	USLX #13074
ATH-1855	USLX #13081

Thomasville Furniture



Era: 1974+

ATH-1856	USLX #12013
ATH-1857	USLX #12015
ATH-1858	USLX #12017

PROTOTYPE AND BACKGROUND INFO:

A boxcar is the term for a railroad car that is enclosed and generally used to carry freight. The boxcar, while not the simplest freight car design, is considered one of the most versatile since it can carry most loads. Boxcars have side sliding doors of varying size and operation, and some include end doors and adjustable bulkheads to load very large items.

Founded as U.S. Railway Equipment, or U.S. Railway Manufacturing, the name was changed to Evans Railcar Manufacturing in 1964. Evans Products Freight Cars built in the 1960's, 1970's, and 1980's were plentiful in the 1990's and many EP Freight Cars are still around.

MODEL FEATURES:

- Double 8' plug door
- Separately-applied grab irons, stirrup steps, end ladders, brake wheel and stand, and underbody details
- Body-mounted McHenry® operating scale knuckle couplers
- 33" solid nickel silver wheels with RP25 contours operate on all popular brands of track
- Weighted for optimum performance
- Fully assembled and ready for your layout
- Razor sharp painting and printing
- Minimum radius: 18"

\$34.99 INDIVIDUAL

Orders Due: 02.23.24

ETA: JUNE 2025



VISIT Your Local Retailer
CLICK Athearn.com
CALL 1.800.338.4639